



Government of the People's Republic in Bangladesh  
Ministry of Health & Family Welfare

# HEALTH BULLETIN

The data belong to January-December 2019

## National Institute Of Neuro Science (NINS)

Division: Dhaka



স্বাস্থ্য ও পরিবার কল্যাণ মন্ত্রণালয়

Management Information System (MIS)  
Directorate General of Health Services (DGHS)  
Ministry of Health & Family Welfare (MOHFW)  
Mohakhali, Dhaka-1212

# Table of Contents



● Basic Information.....	3
● COVID-19.....	
COVID-19 Case.....	4
COVID-19 Vaccination.....	5
● HSS Scoring.....	6
● Reporting Rate.....	
Facility.....	7
Community.....	9
● Maternal health.....	11
● Newborn and Child Health.....	13
● EPI.....	16
● Hospital Statistics.....	
OPD, Emergency, Admissions & Deaths.....	18
Major surgeries & minor surgeries.....	19
Utilization of health services.....	20
● ICT Equipment.....	22
● Human Resources.....	22
● Decisions.....	22

# Basic Information



## Basic Information

Name	National Institute Of Neuro Science (NINS)
Code	10017210
Mailing address	Sher-E-Bangla Nagar, Dhaka-1207
Landphone	41024570
Mobile	01711565995
Email	nins@hospi.dghs.gov.bd
Name of the head of facility	Dr. Quazi Deen Mohammad
Facility head Phone Number	01711565995
GPS location	latitude:23.7764, longitude:90.3716

Source: Human Resource Information System (HRIS)

## Existing Health Facilities

Type	Facility #	Bed #
Postgraduate Institute & Hospital	1	450
<b>Total</b>	<b>1</b>	<b>450</b>

Source: Health Facility Registry & HRIS

Organization	Estimated Population	Estimated Pregnant Women	Estimated Birth	Estimated Under 5
--------------	----------------------	--------------------------	-----------------	-------------------

Source: WHO

# HSS Scoring

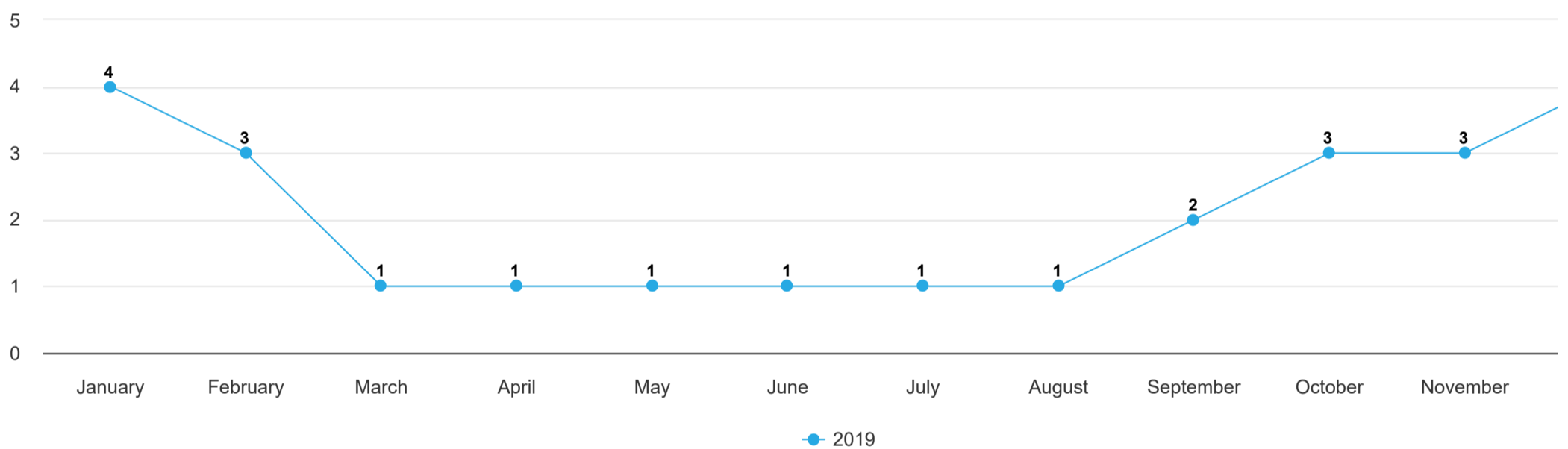


## HSS Scoring

Month	Rank	Total Score	Facility	Onsite Monitoring
January	4	63.74	63.74	0.00
February	3	68.7	68.70	0.00
March	1	74.46	74.46	0.00
April	1	75.24	75.24	0.00
May	1	72.8	72.80	0.00
June	1	73.85	73.85	0.00
July	1	73.26	73.26	0.00
August	1	73.7	73.70	0.00
September	2	75.14	75.14	0.00
October	3	75.69	75.69	0.00
November	3	75.28	75.28	0.00
December	4	70.7	70.70	0.00

Source: HSS

## Rank



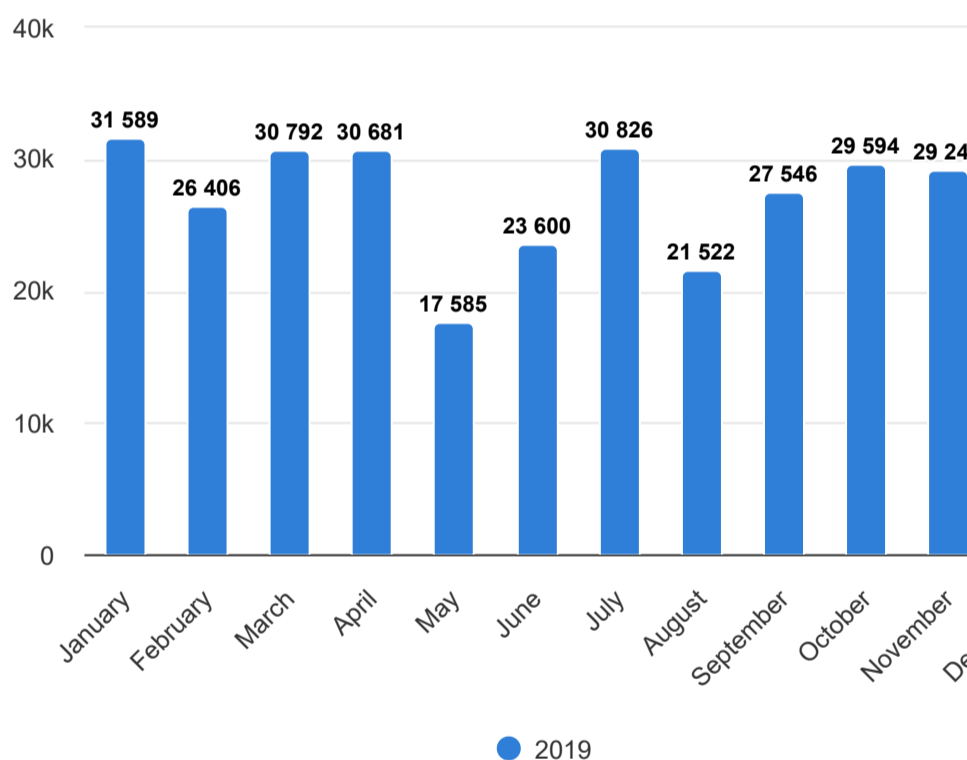
# Hospital Statistics

## No. of OPD, Emergency, Admissions

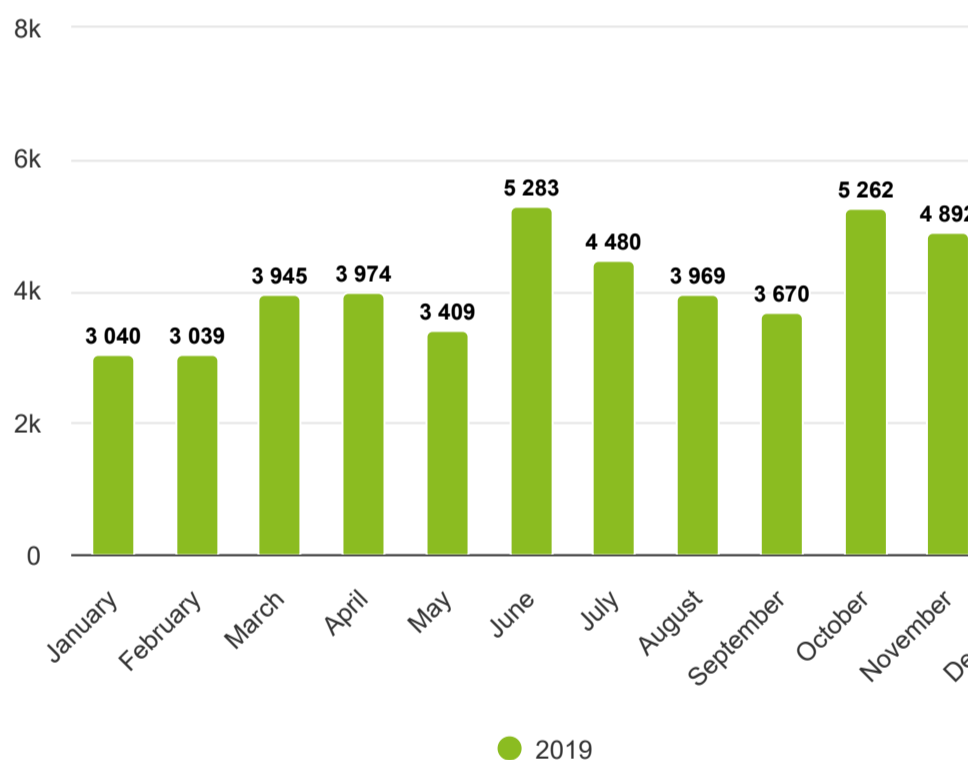
	OPD Visit	Emergency Visit	Admission	Number of deaths
January	31,589	3,040	1,084	217
February	26,406	3,039	981	188
March	30,792	3,945	986	210
April	30,681	3,974	975	149
May	17,585	3,409	1,031	173
June	23,600	5,283	965	144
July	30,826	4,480	1,007	144
August	21,522	3,969	1,003	200
September	27,546	3,670	987	154
October	29,594	5,262	1,055	185
November	29,240	4,892	965	167
December	24,967	6,028	1,240	226
<b>Total</b>	<b>324,348</b>	<b>50,991</b>	<b>12,279</b>	<b>2,157</b>

Source: DHIS2 Daily OPD and Emergency Visits, Admission, Death Data Set

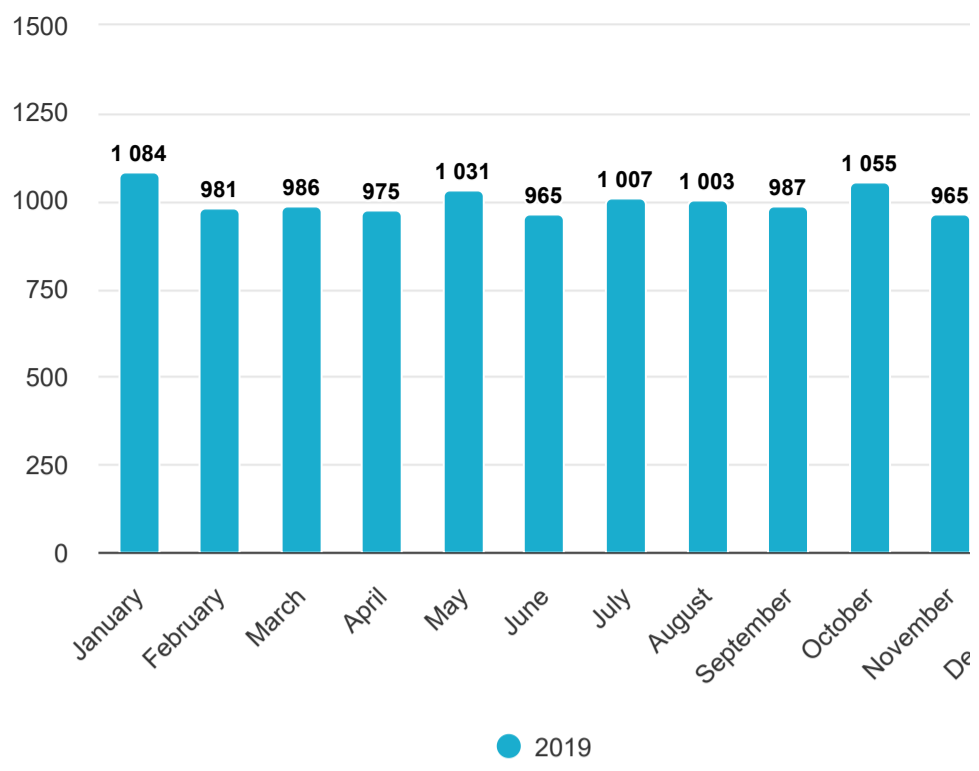
## OPD Visits



## Emergency Visits



## Admission



## Trend of major surgeries & minor surgeries

	Major surgery	Minor surgery
January	0	0
February	0	0
March	0	0
April	0	0
May	0	0
June	0	0
July	0	0
August	0	0
September	0	0
October	0	0
November	0	0
December	0	0
<b>Total</b>	<b>0</b>	<b>0</b>

Source: DHIS2 Monthly HMC meeting

### Major surgery

### Minor surgery



January February March April May June July August September October November De

● 2019

January February March April May June July August September October November De

● 2019





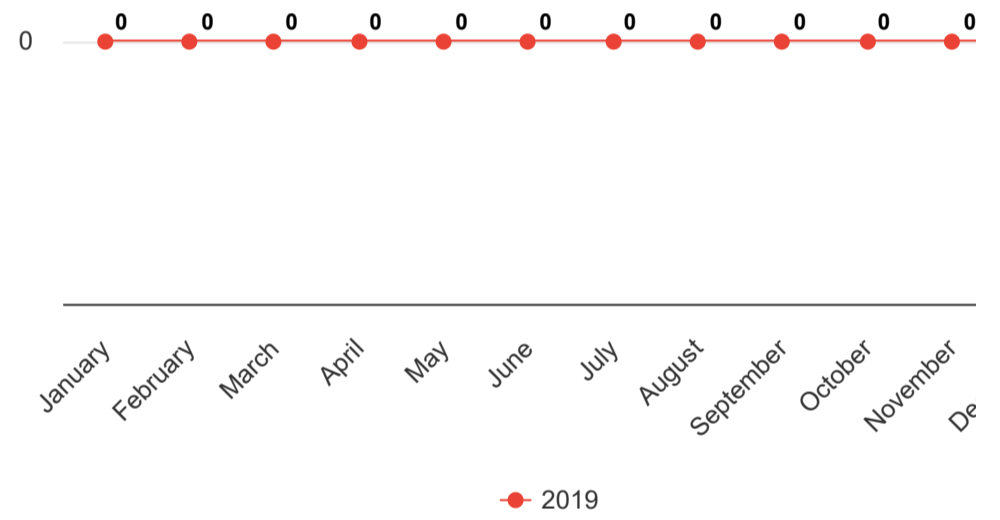
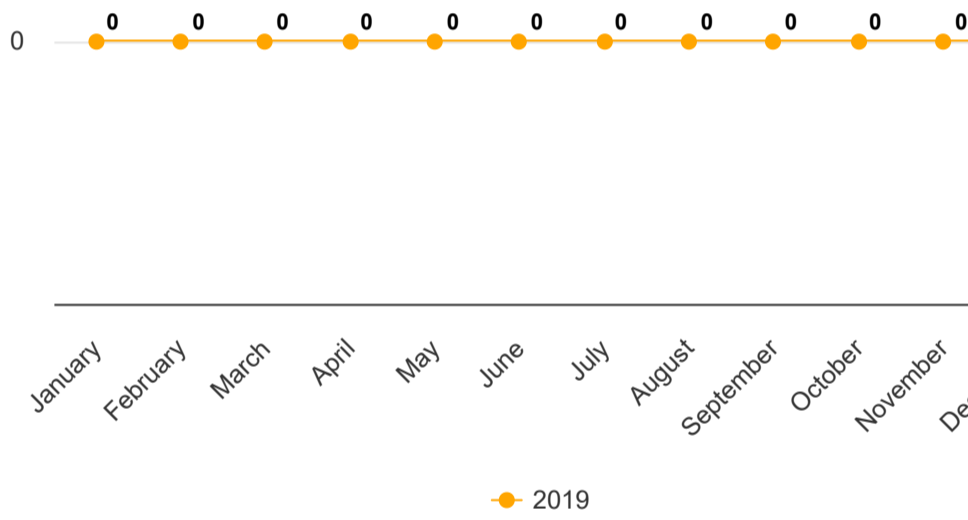
## Utilization of health services

	BOR	ALS
January	0.0	0.0
February	0.0	0.0
March	0.0	0.0
April	0.0	0.0
May	0.0	0.0
June	0.0	0.0
July	0.0	0.0
August	0.0	0.0
September	0.0	0.0
October	0.0	0.0
November	0.0	0.0
December	0.0	0.0

Source: DHIS2 Monthly Hospital Bed Statement

## Bed Occupancy Rate

## ALS





# Facility Service Fee



## Hospital Fee

	Out Patient			INPatient			Emergency			Blood transfusion			Dialysis			Laboratory		
	# Paid	# Free	User Fee	# Paid	# Free	User Fee	# Paid	# Free	User Fee	# Paid	# Free	User Fee	# Paid	# Free	User Fee	# Paid	# Free	User Fee
January	0	0	0	0	0	0	0	0	0	0	0	0	0	0	0	0	0	0
February	0	0	0	0	0	0	0	0	0	0	0	0	0	0	0	0	0	0
March	0	0	0	0	0	0	0	0	0	0	0	0	0	0	0	0	0	0
April	0	0	0	0	0	0	0	0	0	0	0	0	0	0	0	0	0	0
May	0	0	0	0	0	0	0	0	0	0	0	0	0	0	0	0	0	0
June	0	0	0	0	0	0	0	0	0	0	0	0	0	0	0	0	0	0
July	0	0	0	0	0	0	0	0	0	0	0	0	0	0	0	0	0	0
August	0	0	0	0	0	0	0	0	0	0	0	0	0	0	0	0	0	0
September	0	0	0	0	0	0	0	0	0	0	0	0	0	0	0	0	0	0
October	0	0	0	0	0	0	0	0	0	0	0	0	0	0	0	0	0	0
November	0	0	0	0	0	0	0	0	0	0	0	0	0	0	0	0	0	0
December	0	0	0	0	0	0	0	0	0	0	0	0	0	0	0	0	0	0
<b>Total</b>	<b>0</b>	<b>0</b>	<b>0</b>	<b>0</b>	<b>0</b>	<b>0</b>	<b>0</b>	<b>0</b>	<b>0</b>	<b>0</b>	<b>0</b>	<b>0</b>	<b>0</b>	<b>0</b>	<b>0</b>	<b>0</b>	<b>0</b>	<b>0</b>

	Ultrasonogram			X-Ray			ECG			Echocardiogram & ETT			Endoscopy & Colonoscopy			MRI		
	# Paid	# Free	User Fee	# Paid	# Free	User Fee	# Paid	# Free	User Fee	# Paid	# Free	User Fee	# Paid	# Free	User Fee	# Paid	# Free	User Fee
January	0	0	0	0	0	0	0	0	0	0	0	0	0	0	0	0	0	0
February	0	0	0	0	0	0	0	0	0	0	0	0	0	0	0	0	0	0
March	0	0	0	0	0	0	0	0	0	0	0	0	0	0	0	0	0	0
April	0	0	0	0	0	0	0	0	0	0	0	0	0	0	0	0	0	0
May	0	0	0	0	0	0	0	0	0	0	0	0	0	0	0	0	0	0
June	0	0	0	0	0	0	0	0	0	0	0	0	0	0	0	0	0	0
July	0	0	0	0	0	0	0	0	0	0	0	0	0	0	0	0	0	0
August	0	0	0	0	0	0	0	0	0	0	0	0	0	0	0	0	0	0
September	0	0	0	0	0	0	0	0	0	0	0	0	0	0	0	0	0	0
October	0	0	0	0	0	0	0	0	0	0	0	0	0	0	0	0	0	0
November	0	0	0	0	0	0	0	0	0	0	0	0	0	0	0	0	0	0
December	0	0	0	0	0	0	0	0	0	0	0	0	0	0	0	0	0	0
<b>Total</b>	<b>0</b>	<b>0</b>	<b>0</b>	<b>0</b>	<b>0</b>	<b>0</b>	<b>0</b>	<b>0</b>	<b>0</b>	<b>0</b>	<b>0</b>	<b>0</b>	<b>0</b>	<b>0</b>	<b>0</b>	<b>0</b>	<b>0</b>	<b>0</b>

	CT Scan			Ambulance			COVID-19 (Inpatient)			COVID-19 (Antigen + PCR)			COVID-19(ICU)			Others		
	# Paid	# Free	User Fee	# Paid	# Free	User Fee	# Paid	# Free	User Fee	# Paid	# Free	User Fee	# Paid	# Free	User Fee	# Paid	# Free	User Fee
January	0	0	0	0	0	0	0	0	0	0	0	0	0	0	0	0	0	0
February	0	0	0	0	0	0	0	0	0	0	0	0	0	0	0	0	0	0
March	0	0	0	0	0	0	0	0	0	0	0	0	0	0	0	0	0	0
April	0	0	0	0	0	0	0	0	0	0	0	0	0	0	0	0	0	0
May	0	0	0	0	0	0	0	0	0	0	0	0	0	0	0	0	0	0
June	0	0	0	0	0	0	0	0	0	0	0	0	0	0	0	0	0	0
July	0	0	0	0	0	0	0	0	0	0	0	0	0	0	0	0	0	0
August	0	0	0	0	0	0	0	0	0	0	0	0	0	0	0	0	0	0
September	0	0	0	0	0	0	0	0	0	0	0	0	0	0	0	0	0	0
October	0	0	0	0	0	0	0	0	0	0	0	0	0	0	0	0	0	0
November	0	0	0	0	0	0	0	0	0	0	0	0	0	0	0	0	0	0
December	0	0	0	0	0	0	0	0	0	0	0	0	0	0	0	0	0	0
<b>Total</b>	<b>0</b>	<b>0</b>	<b>0</b>	<b>0</b>	<b>0</b>	<b>0</b>	<b>0</b>	<b>0</b>	<b>0</b>	<b>0</b>	<b>0</b>	<b>0</b>	<b>0</b>	<b>0</b>	<b>0</b>	<b>0</b>	<b>0</b>	<b>0</b>

Source: DHIS2

# MCCOD



## MCCOD Reporting

	No. of entry in MCCoD module	No. of death (Aggregate)	%
August	85	200	42.5
September	128	154	83.1
October	169	185	91.4
November	86	167	51.5
December	93	226	41.2

Source: DHIS2

## MCCOD Major Cause of Death

	Unclassified	Certain infectious and parasitic diseases	Neoplasms	Blood and blood-forming organs and certain disorders	Endocrine nutritional metabolic	Mental behavioural disorders	Nervous system	Eye Adnexa	Ear Mastoid	Circulatory system
January	0	0	0	0	0	0	0	0	0	0
February	0	0	0	0	0	0	0	0	0	0
March	0	0	0	0	0	0	0	0	0	0
April	0	0	0	0	0	0	0	0	0	0
May	0	0	0	0	0	0	0	0	0	0
June	0	0	0	0	0	0	0	0	0	0
July	0	0	0	0	0	0	0	0	0	0
August	3	2	0	0	1	0	4	0	0	71
September	15	5	0	2	1	0	3	0	0	89
October	13	8	1	0	0	0	3	0	0	132
November	13	3	0	0	0	0	2	0	0	57
December	3	0	0	0	0	0	5	0	0	69

	Respiratory diseases	Digestive	Skin subcutaneous	Musculoskeletal system connective tissue	Genitourinary system	Pregnancy childbirth puerperium	Certain conditions originating in perinatal period	Congenital chromosomal abnormalities	Symptoms signs not classified	External causes morbidity & mortality	Road Accident
January	0	0	0	0	0	0	0	0	0	0	0
February	0	0	0	0	0	0	0	0	0	0	0
March	0	0	0	0	0	0	0	0	0	0	0
April	0	0	0	0	0	0	0	0	0	0	0
May	0	0	0	0	0	0	0	0	0	0	0
June	0	0	0	0	0	0	0	0	0	0	0
July	0	0	0	0	0	0	0	0	0	0	0
August	0	0	0	0	0	0	0	1	0	3	0
September	1	0	0	0	0	0	0	0	0	6	0
October	0	0	0	0	1	0	0	1	1	6	0
November	1	0	0	0	0	0	0	0	0	3	0
December	1	0	0	0	1	0	0	0	0	4	0

Source: DHIS2



# Human Resources

---

## Status of Human Resources

Professional Category	Sanctioned	Filled	Vacant	Vacant %
Medical Technologist	45	44	1	2
Nurse	527	523	4	1
Other (not elsewhere classified)	116	94	22	19
Physician	202	169	33	16
Support Staff	503	123	380	76
<b>Total</b>	<b>1393</b>	<b>953</b>	<b>440</b>	<b>31.59</b>

Source: HRIS

# ICT Equipment Distribution & Tracking System

---

## Equipment status

Equipment	Total	Active	In Stock	Repairable	Not Repairable
SIM	6	1	5	0	0

Source: ICT Equipment Distribution & Tracking System

# Facility Decisions



## Hospital Decision

	Decision 1	Decision 2	Decision 3	Decision 4	Decision 5
January					
February					
March					
April					
May					
June					
July					
August					
September					
October					
November					
December					

Source: DHIS2