



Government of the People's Republic in Bangladesh
Ministry of Health & Family Welfare

HEALTH BULLETIN

The data belong to January-December 2020

National Institute Of Neuro Science (NINS)

Division: Dhaka



স্বাস্থ্য ও পরিবার কল্যাণ মন্ত্রণালয়

Management Information System (MIS)
Directorate General of Health Services (DGHS)
Ministry of Health & Family Welfare (MOHFW)
Mohakhali, Dhaka-1212

Table of Contents



| | |
|--|----|
| ● Basic Information..... | 3 |
| ● COVID-19..... | |
| COVID-19 Case..... | 4 |
| COVID-19 Vaccination..... | 5 |
| ● HSS Scoring..... | 6 |
| ● Reporting Rate..... | |
| Facility..... | 7 |
| Community..... | 9 |
| ● Maternal health..... | 11 |
| ● Newborn and Child Health..... | 13 |
| ● EPI..... | 16 |
| ● Hospital Statistics..... | |
| OPD, Emergency, Admissions & Deaths..... | 18 |
| Major surgeries & minor surgeries..... | 19 |
| Utilization of health services..... | 20 |
| ● ICT Equipment..... | 22 |
| ● Human Resources..... | 22 |
| ● Decisions..... | 22 |

Basic Information



Basic Information

| | |
|------------------------------|--|
| Name | National Institute Of Neuro Science (NINS) |
| Code | 10017210 |
| Mailing address | Sher-E-Bangla Nagar, Dhaka-1207 |
| Landphone | 41024570 |
| Mobile | 01711565995 |
| Email | nins@hospi.dghs.gov.bd |
| Name of the head of facility | Dr. Quazi Deen Mohammad |
| Facility head Phone Number | 01711565995 |
| GPS location | latitude:23.7764, longitude:90.3716 |

Source: Human Resource Information System (HRIS)

Existing Health Facilities

| Type | Facility # | Bed # |
|-----------------------------------|------------|------------|
| Postgraduate Institute & Hospital | 1 | 450 |
| Total | 1 | 450 |

Source: Health Facility Registry & HRIS

| Organization | Estimated Population | Estimated Pregnant Women | Estimated Birth | Estimated Under 5 |
|--------------|----------------------|--------------------------|-----------------|-------------------|
|--------------|----------------------|--------------------------|-----------------|-------------------|

Source: WHO

HSS Scoring

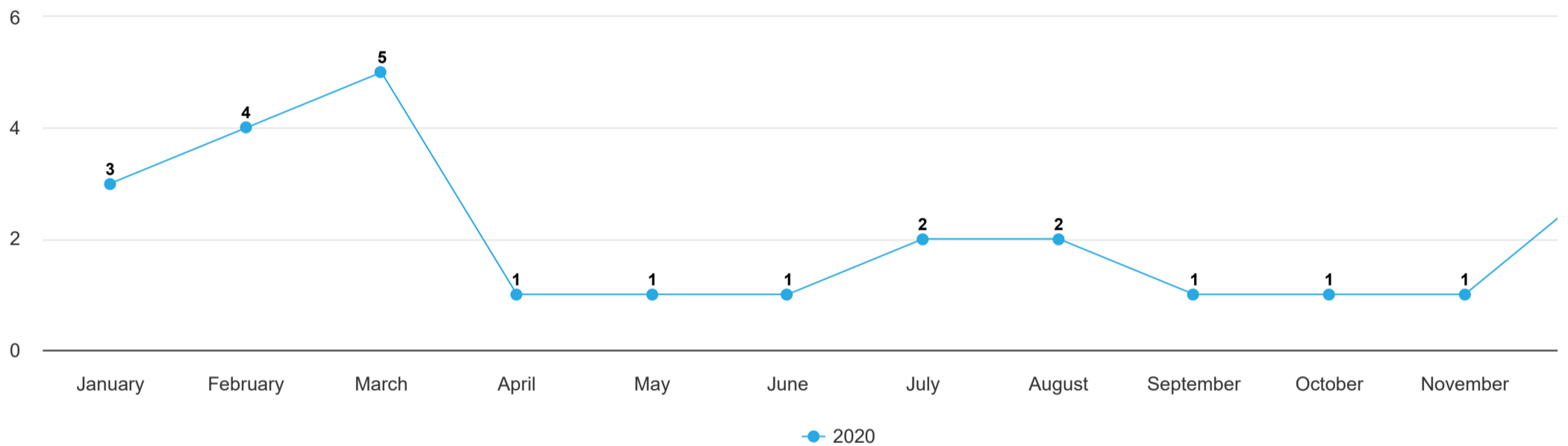


HSS Scoring

| Month | Rank | Total Score | Facility | Onsite Monitoring |
|-----------|------|-------------|----------|-------------------|
| January | 3 | 71.83 | 71.83 | 0.00 |
| February | 4 | 69.63 | 69.63 | 0.00 |
| March | 5 | 65.73 | 65.73 | 0.00 |
| April | 1 | 67.1 | 67.10 | 0.00 |
| May | 1 | 67.63 | 67.63 | 0.00 |
| June | 1 | 70.53 | 70.53 | 0.00 |
| July | 2 | 72.57 | 72.57 | 0.00 |
| August | 2 | 74.96 | 74.96 | 0.00 |
| September | 1 | 76.8 | 76.80 | 0.00 |
| October | 1 | 76.34 | 76.34 | 0.00 |
| November | 1 | 76.4 | 76.40 | 0.00 |
| December | 3 | 74.35 | 74.35 | 0.00 |

Source: HSS

Rank



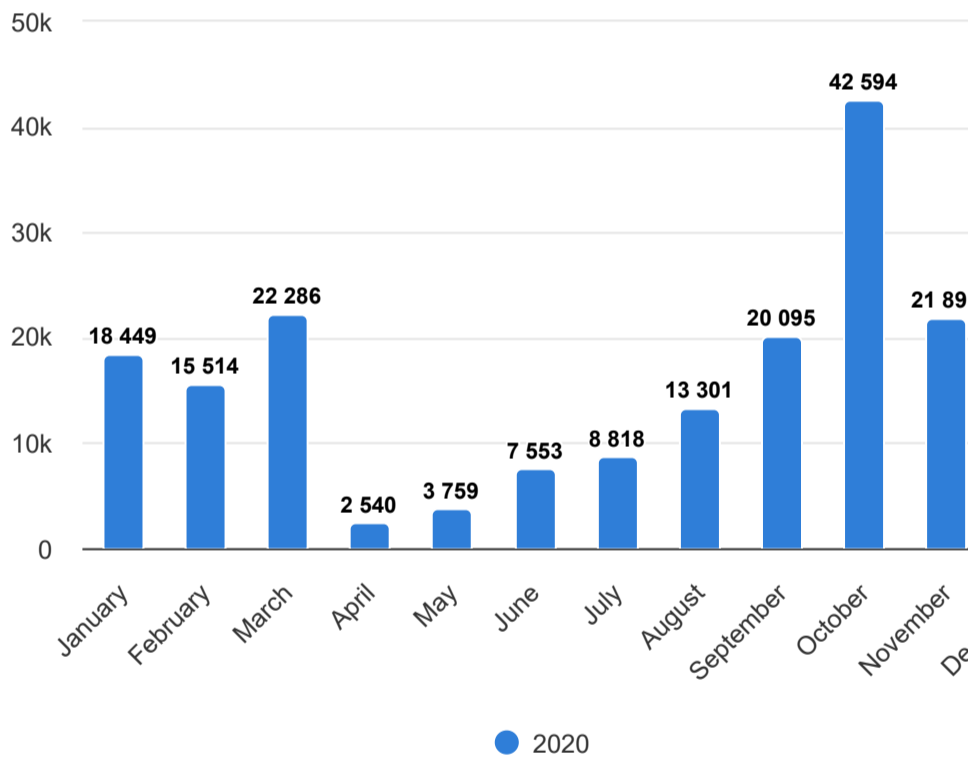
Hospital Statistics

No. of OPD, Emergency, Admissions

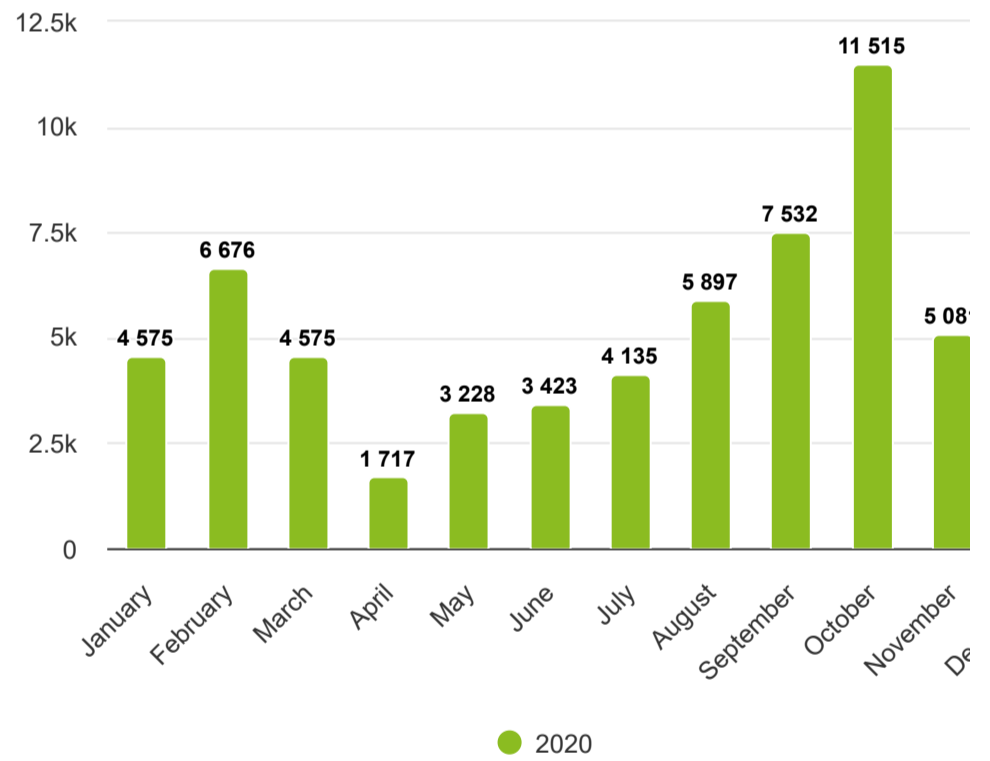
| | OPD Visit | Emergency Visit | Admission | Number of deaths |
|--------------|----------------|-----------------|---------------|------------------|
| January | 18,449 | 4,575 | 1,197 | 272 |
| February | 15,514 | 6,676 | 989 | 209 |
| March | 22,286 | 4,575 | 1,187 | 276 |
| April | 2,540 | 1,717 | 911 | 207 |
| May | 3,759 | 3,228 | 812 | 208 |
| June | 7,553 | 3,423 | 883 | 190 |
| July | 8,818 | 4,135 | 973 | 230 |
| August | 13,301 | 5,897 | 1,128 | 248 |
| September | 20,095 | 7,532 | 1,089 | 266 |
| October | 42,594 | 11,515 | 1,194 | 265 |
| November | 21,893 | 5,081 | 1,469 | 307 |
| December | 21,581 | 3,806 | 1,527 | 370 |
| Total | 198,383 | 62,160 | 13,359 | 3,048 |

Source: DHIS2 Daily OPD and Emergency Visits, Admission, Death Data Set

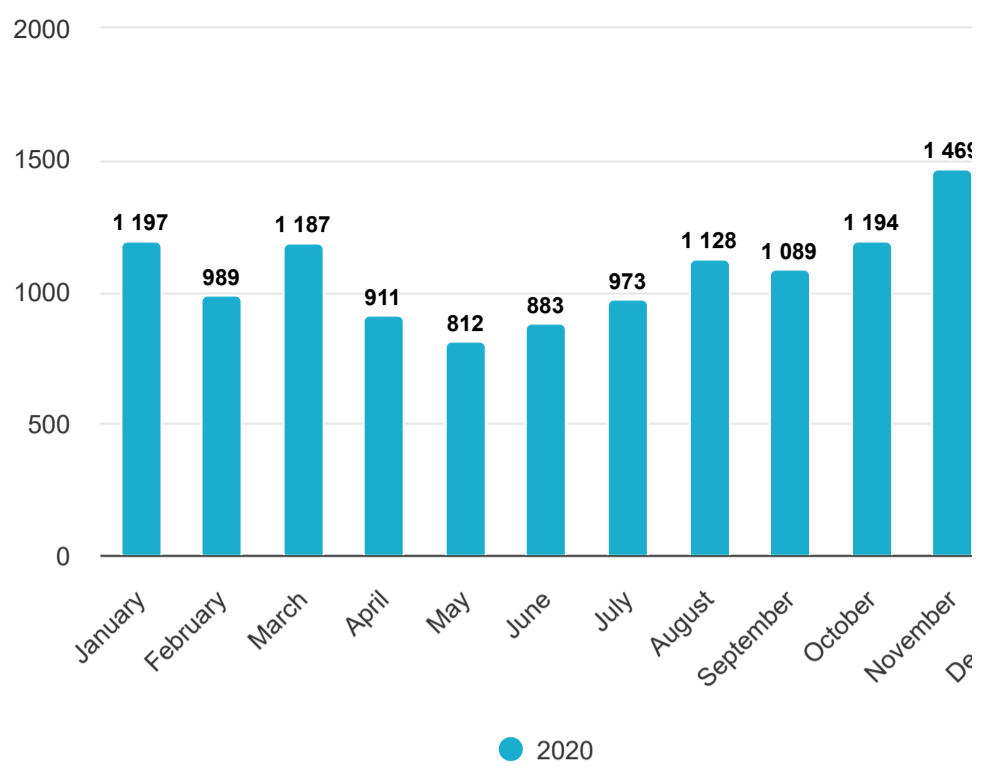
OPD Visits



Emergency Visits



Admission

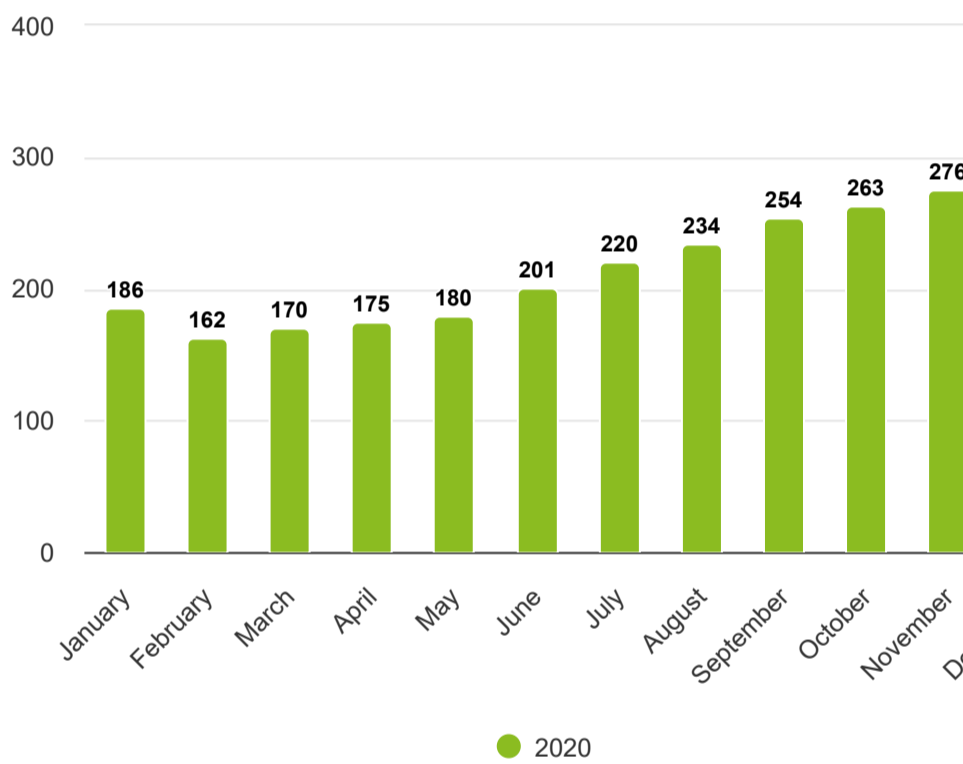


Trend of major surgeries & minor surgeries

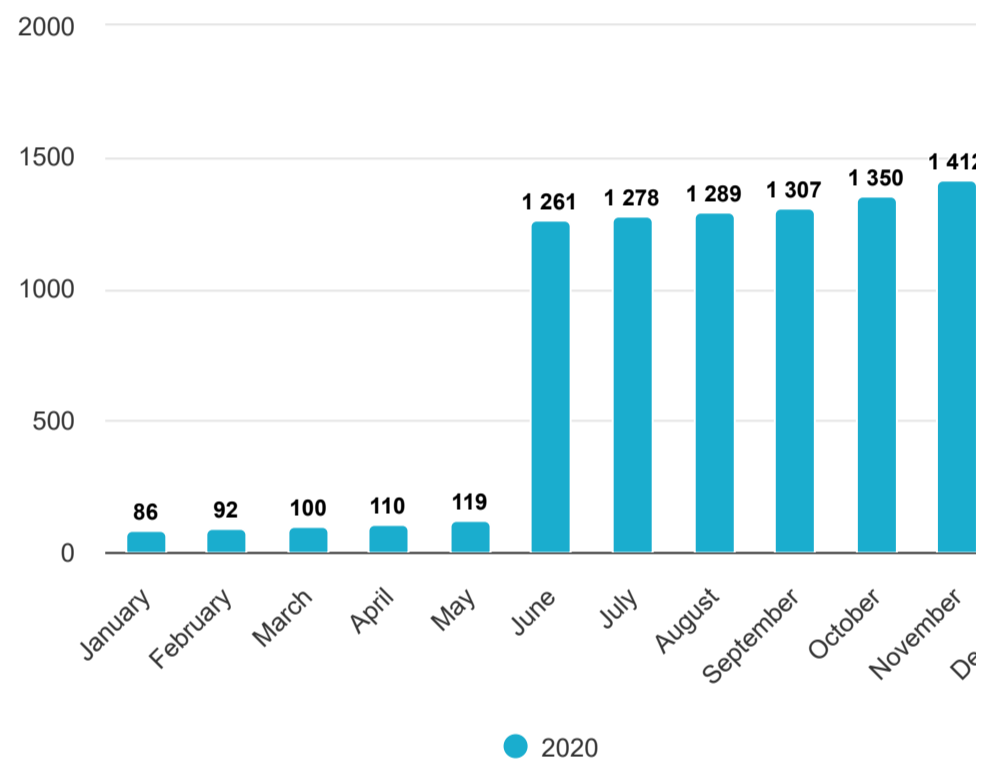
| | Major surgery | Minor surgery |
|--------------|---------------|---------------|
| January | 186 | 86 |
| February | 162 | 92 |
| March | 170 | 100 |
| April | 175 | 110 |
| May | 180 | 119 |
| June | 201 | 1,261 |
| July | 220 | 1,278 |
| August | 234 | 1,289 |
| September | 254 | 1,307 |
| October | 263 | 1,350 |
| November | 276 | 1,412 |
| December | 286 | 1,450 |
| Total | 2,607 | 9,854 |

Source: DHIS2 Monthly HMC meeting

Major surgery



Minor surgery

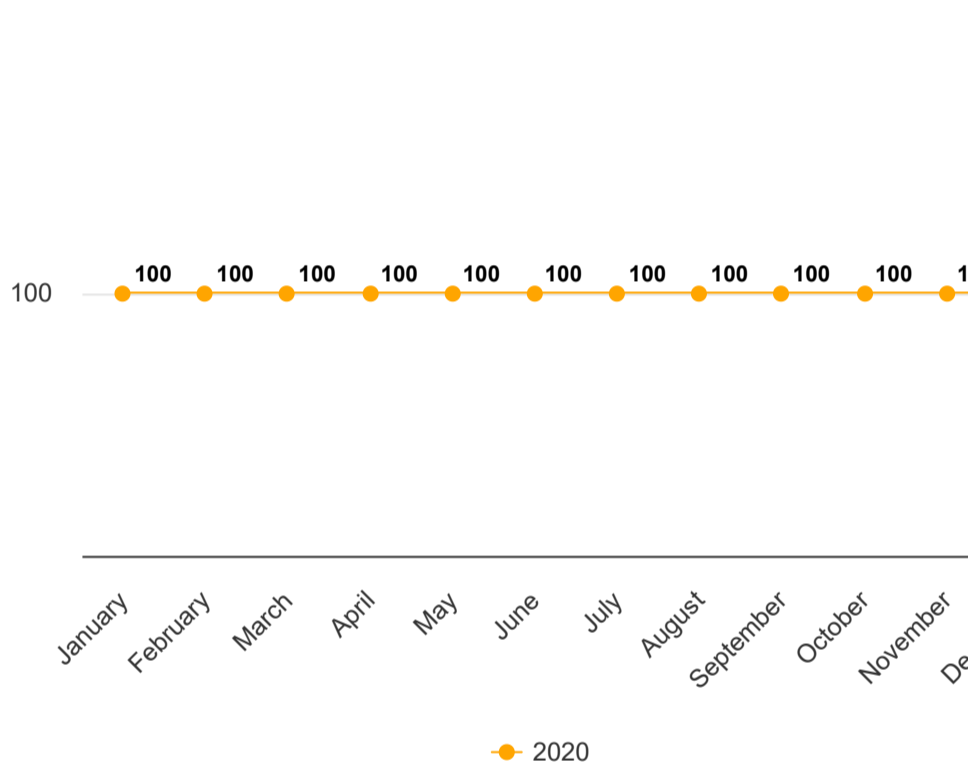


Utilization of health services

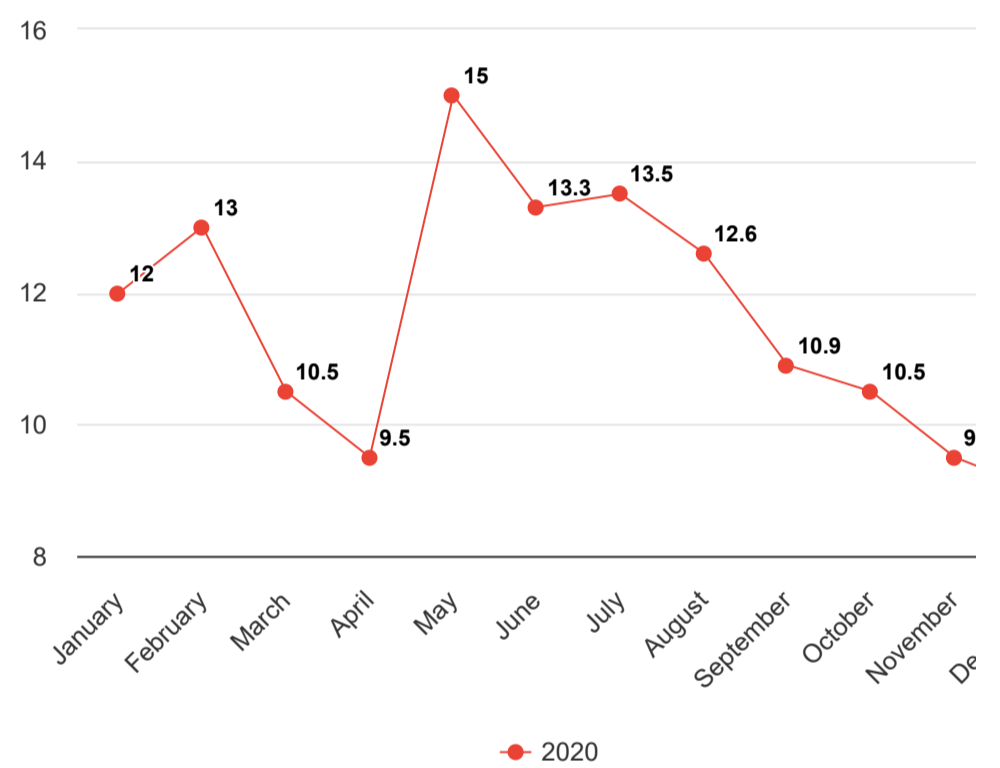
| | BOR | ALS |
|-----------|-------|------|
| January | 100.0 | 12.0 |
| February | 100.0 | 13.0 |
| March | 100.0 | 10.5 |
| April | 100.0 | 9.5 |
| May | 100.0 | 15.0 |
| June | 100.0 | 13.3 |
| July | 100.0 | 13.5 |
| August | 100.0 | 12.6 |
| September | 100.0 | 10.9 |
| October | 100.0 | 10.5 |
| November | 100.0 | 9.5 |
| December | 100.0 | 9.0 |

Source: DHIS2 Monthly Hospital Bed Statement

Bed Occupancy Rate



ALS



Facility Service Fee



Hospital Fee

| | Out Patient | | | INPatient | | | Emergency | | | Blood transfusion | | | Dialysis | | | Laboratory | | |
|--------------|--------------|----------|----------------|-------------|----------|-----------------|--------------|----------|---------------|-------------------|----------|----------------|----------|----------|----------|---------------|-------------|-----------------|
| | # Paid | # Free | User Fee | # Paid | # Free | User Fee | # Paid | # Free | User Fee | # Paid | # Free | User Fee | # Paid | # Free | User Fee | # Paid | # Free | User Fee |
| January | 31613 | 0 | 316130 | 1197 | 0 | 1918250 | 4575 | 0 | 45750 | 0 | 0 | 273830 | 0 | 0 | 0 | 17383 | 797 | 2796400 |
| February | 14705 | 0 | 147050 | 989 | 0 | 2467225 | 1187 | 0 | 11870 | 0 | 0 | 320380 | 0 | 0 | 0 | 18904 | 729 | 3084665 |
| March | 11425 | 0 | 114250 | 1187 | 0 | 2490440 | 4575 | 0 | 45750 | 0 | 0 | 317900 | 0 | 0 | 0 | 15368 | 644 | 2552795 |
| April | 6283 | 0 | 62830 | 911 | 0 | 1319320 | 1717 | 0 | 17170 | 0 | 0 | 157460 | 0 | 0 | 0 | 6428 | 170 | 1054730 |
| May | 5772 | 0 | 57720 | 812 | 0 | 1129258 | 3228 | 0 | 32280 | 0 | 0 | 63420 | 0 | 0 | 0 | 6703 | 152 | 1087220 |
| June | 14925 | 0 | 149250 | 883 | 0 | 1278790 | 3423 | 0 | 34230 | 0 | 0 | 149950 | 0 | 0 | 0 | 10229 | 448 | 1687180 |
| July | 4865 | 0 | 48650 | 973 | 0 | 1049075 | 4135 | 0 | 41350 | 0 | 0 | 137170 | 0 | 0 | 0 | 12347 | 420 | 2091900 |
| August | 4603 | 0 | 46030 | 1128 | 0 | 1288385 | 5897 | 0 | 58970 | 0 | 0 | 136690 | 0 | 0 | 0 | 17410 | 568 | 2868320 |
| September | 0 | 0 | 390000 | 0 | 0 | 1602680 | 0 | 0 | 0 | 0 | 0 | 0 | 0 | 0 | 0 | 0 | 0 | 3515815 |
| October | 0 | 0 | 278000 | 0 | 0 | 2069888 | 0 | 0 | 0 | 0 | 0 | 0 | 0 | 0 | 0 | 0 | 0 | 3881720 |
| November | 0 | 0 | 251000 | 0 | 0 | 2321490 | 0 | 0 | 0 | 0 | 0 | 0 | 0 | 0 | 0 | 0 | 0 | 4202480 |
| December | 0 | 0 | 241000 | 0 | 0 | 2472000 | 0 | 0 | 0 | 0 | 0 | 0 | 0 | 0 | 0 | 0 | 0 | 2928300 |
| Total | 94191 | 0 | 2101910 | 8080 | 0 | 21406801 | 28737 | 0 | 287370 | 0 | 0 | 1556800 | 0 | 0 | 0 | 104772 | 3928 | 31751525 |

| | Ultrasonogram | | | X-Ray | | | ECG | | | Echocardiogram & ETT | | | Endoscopy & Colonoscopy | | | MRI | | |
|--------------|---------------|----------|---------------|--------------|----------|----------------|-------------|----------|----------------|----------------------|----------|---------------|-------------------------|----------|----------------|-------------|----------|-----------------|
| | # Paid | # Free | User Fee | # Paid | # Free | User Fee | # Paid | # Free | User Fee | # Paid | # Free | User Fee | # Paid | # Free | User Fee | # Paid | # Free | User Fee |
| January | 262 | 0 | 72030 | 3058 | 0 | 11 | 1112 | 0 | 88960 | 331 | 0 | 72200 | 0 | 0 | 0 | 748 | 0 | 2346000 |
| February | 363 | 0 | 90020 | 3075 | 0 | 558650 | 1504 | 0 | 120320 | 242 | 0 | 56000 | 0 | 0 | 0 | 706 | 0 | 2236000 |
| March | 276 | 0 | 68580 | 2353 | 0 | 435850 | 1214 | 0 | 97120 | 268 | 0 | 57200 | 0 | 0 | 0 | 706 | 0 | 2216000 |
| April | 30 | 0 | 6540 | 1064 | 0 | 210100 | 593 | 0 | 47440 | 62 | 0 | 15200 | 0 | 0 | 0 | 232 | 0 | 763000 |
| May | 19 | 0 | 4300 | 1451 | 0 | 286600 | 621 | 0 | 49680 | 30 | 0 | 6000 | 0 | 0 | 0 | 232 | 0 | 771000 |
| June | 48 | 0 | 10820 | 2041 | 0 | 396000 | 816 | 0 | 65280 | 25 | 0 | 5800 | 0 | 0 | 0 | 384 | 0 | 1284000 |
| July | 29 | 0 | 6500 | 2511 | 0 | 482850 | 1023 | 0 | 81840 | 43 | 0 | 11000 | 0 | 0 | 0 | 356 | 0 | 1167000 |
| August | 50 | 0 | 10900 | 3594 | 0 | 688200 | 1318 | 0 | 105440 | 69 | 0 | 15400 | 0 | 0 | 0 | 500 | 0 | 1584000 |
| September | 0 | 0 | 3190 | 0 | 0 | 791003 | 0 | 0 | 93068 | 0 | 0 | 93067 | 0 | 0 | 0 | 0 | 0 | 1957450 |
| October | 0 | 0 | 3740 | 0 | 0 | 658915 | 0 | 0 | 1256982 | 0 | 0 | 0 | 0 | 0 | 2223900 | 0 | 0 | 9511170 |
| November | 0 | 0 | 2090 | 0 | 0 | 477650 | 0 | 0 | 228670 | 0 | 0 | 228670 | 0 | 0 | 0 | 0 | 0 | 2497200 |
| December | 0 | 0 | 3190 | 0 | 0 | 496450 | 0 | 0 | 231590 | 0 | 0 | 231590 | 0 | 0 | 0 | 0 | 0 | 2535000 |
| Total | 1077 | 0 | 281900 | 19147 | 0 | 5482279 | 8201 | 0 | 2466390 | 1070 | 0 | 792127 | 0 | 0 | 2223900 | 3864 | 0 | 28867820 |

| | CT Scan | | | Ambulance | | | COVID-19 (Inpatient) | | | COVID-19 (Antigen + PCR) | | | COVID-19(ICU) | | | Others | | |
|--------------|--------------|----------|-----------------|------------|----------|----------------|----------------------|----------|----------|--------------------------|-----------|---------------|---------------|----------|----------|----------|----------|----------------|
| | # Paid | # Free | User Fee | # Paid | # Free | User Fee | # Paid | # Free | User Fee | # Paid | # Free | User Fee | # Paid | # Free | User Fee | # Paid | # Free | User Fee |
| January | 2081 | 0 | 4481000 | 129 | 0 | 38700 | 0 | 0 | 0 | 0 | 0 | 0 | 0 | 0 | 0 | 0 | 0 | 0 |
| February | 3642 | 0 | 7635500 | 79 | 0 | 23700 | 0 | 0 | 0 | 0 | 0 | 0 | 0 | 0 | 0 | 0 | 0 | 0 |
| March | 2612 | 0 | 5327000 | 57 | 0 | 17100 | 0 | 0 | 0 | 0 | 0 | 0 | 0 | 0 | 0 | 0 | 0 | 0 |
| April | 1490 | 0 | 3151500 | 0 | 0 | 0 | 0 | 0 | 0 | 0 | 0 | 0 | 0 | 0 | 0 | 0 | 0 | 0 |
| May | 2030 | 0 | 4183500 | 0 | 0 | 0 | 0 | 0 | 0 | 0 | 0 | 0 | 0 | 0 | 0 | 0 | 0 | 0 |
| June | 2519 | 0 | 5223000 | 0 | 0 | 0 | 0 | 0 | 0 | 0 | 0 | 0 | 0 | 0 | 0 | 0 | 0 | 0 |
| July | 2748 | 0 | 5686500 | 0 | 0 | 0 | 0 | 0 | 0 | 1145 | 28 | 229000 | 0 | 0 | 0 | 0 | 0 | 0 |
| August | 3614 | 0 | 7501500 | 76 | 0 | 22800 | 0 | 0 | 0 | 1073 | 31 | 180300 | 0 | 0 | 0 | 0 | 0 | 0 |
| September | 0 | 0 | 8813930 | 0 | 0 | 0 | 0 | 0 | 0 | 0 | 0 | 0 | 0 | 0 | 0 | 0 | 0 | 179595 |
| October | 0 | 0 | 9511170 | 0 | 0 | 9511170 | 0 | 0 | 0 | 0 | 0 | 115800 | 0 | 0 | 0 | 0 | 0 | 0 |
| November | 0 | 0 | 10162750 | 0 | 0 | 21300 | 0 | 0 | 0 | 0 | 0 | 0 | 0 | 0 | 0 | 0 | 0 | 556125 |
| December | 0 | 0 | 9714160 | 0 | 0 | 20100 | 0 | 0 | 0 | 0 | 0 | 0 | 0 | 0 | 0 | 0 | 0 | 360935 |
| Total | 20736 | 0 | 81391510 | 341 | 0 | 9654870 | 0 | 0 | 0 | 2218 | 59 | 525100 | 0 | 0 | 0 | 0 | 0 | 1096655 |

Source: DHIS2

MCCOD



MCCOD Reporting

| | No. of entry in MCCoD module | No. of death (Aggregate) | % |
|----------|------------------------------|--------------------------|------|
| January | 81 | 272 | 29.8 |
| February | 16 | 209 | 7.7 |
| March | 147 | 276 | 53.3 |
| April | 136 | 207 | 65.7 |
| May | 51 | 208 | 24.5 |

Source: DHIS2

MCCOD Major Cause of Death

| | Unclassified | Certain infectious and parasitic diseases | Neoplasms | Blood and blood-forming organs and certain disorders | Endocrine nutritional metabolic | Mental behavioural disorders | Nervous system | Eye Adnexa | Ear Mastoid | Circulatory system |
|-----------|--------------|---|-----------|--|---------------------------------|------------------------------|----------------|------------|-------------|--------------------|
| January | 8 | 4 | 0 | 0 | 0 | 0 | 0 | 0 | 0 | 58 |
| February | 2 | 0 | 0 | 0 | 0 | 0 | 1 | 0 | 0 | 11 |
| March | 10 | 1 | 0 | 0 | 0 | 0 | 4 | 0 | 0 | 119 |
| April | 16 | 4 | 1 | 0 | 0 | 0 | 3 | 0 | 0 | 92 |
| May | 3 | 0 | 0 | 0 | 0 | 0 | 0 | 0 | 0 | 41 |
| June | 0 | 0 | 0 | 0 | 0 | 0 | 0 | 0 | 0 | 0 |
| July | 0 | 0 | 0 | 0 | 0 | 0 | 0 | 0 | 0 | 0 |
| August | 0 | 0 | 0 | 0 | 0 | 0 | 0 | 0 | 0 | 0 |
| September | 0 | 0 | 0 | 0 | 0 | 0 | 0 | 0 | 0 | 0 |
| October | 0 | 0 | 0 | 0 | 0 | 0 | 0 | 0 | 0 | 0 |
| November | 0 | 0 | 0 | 0 | 0 | 0 | 0 | 0 | 0 | 0 |
| December | 0 | 0 | 0 | 0 | 0 | 0 | 0 | 0 | 0 | 0 |

| | Respiratory diseases | Digestive | Skin subcutaneous | Musculoskeletal system connective tissue | Genitourinary system | Pregnancy childbirth puerperium | Certain conditions originating in perinatal period | Congenital chromosomal abnormalities | Symptoms signs not classified | External causes morbidity & mortality | Road Accident |
|-----------|----------------------|-----------|-------------------|--|----------------------|---------------------------------|--|--------------------------------------|-------------------------------|---------------------------------------|---------------|
| January | 0 | 0 | 0 | 0 | 1 | 0 | 0 | 0 | 0 | 3 | 0 |
| February | 0 | 0 | 0 | 0 | 0 | 0 | 0 | 0 | 0 | 2 | 0 |
| March | 0 | 0 | 0 | 0 | 0 | 0 | 0 | 0 | 0 | 6 | 0 |
| April | 0 | 0 | 0 | 0 | 0 | 0 | 0 | 0 | 0 | 8 | 0 |
| May | 0 | 0 | 0 | 0 | 0 | 0 | 0 | 0 | 0 | 2 | 0 |
| June | 0 | 0 | 0 | 0 | 0 | 0 | 0 | 0 | 0 | 0 | 0 |
| July | 0 | 0 | 0 | 0 | 0 | 0 | 0 | 0 | 0 | 0 | 0 |
| August | 0 | 0 | 0 | 0 | 0 | 0 | 0 | 0 | 0 | 0 | 0 |
| September | 0 | 0 | 0 | 0 | 0 | 0 | 0 | 0 | 0 | 0 | 0 |
| October | 0 | 0 | 0 | 0 | 0 | 0 | 0 | 0 | 0 | 0 | 0 |
| November | 0 | 0 | 0 | 0 | 0 | 0 | 0 | 0 | 0 | 0 | 0 |
| December | 0 | 0 | 0 | 0 | 0 | 0 | 0 | 0 | 0 | 0 | 0 |

Source: DHIS2

Human Resources

Status of Human Resources

| Professional Category | Sanctioned | Filled | Vacant | Vacant % |
|----------------------------------|-------------|------------|------------|--------------|
| Medical Technologist | 45 | 44 | 1 | 2 |
| Nurse | 527 | 523 | 4 | 1 |
| Other (not elsewhere classified) | 116 | 94 | 22 | 19 |
| Physician | 202 | 169 | 33 | 16 |
| Support Staff | 503 | 123 | 380 | 76 |
| Total | 1393 | 953 | 440 | 31.59 |

Source: HRIS

ICT Equipment Distribution & Tracking System

Equipment status

| Equipment | Total | Active | In Stock | Repairable | Not Repairable |
|-----------|-------|--------|----------|------------|----------------|
| SIM | 6 | 1 | 5 | 0 | 0 |

Source: ICT Equipment Distribution & Tracking System

Facility Decisions



Hospital Decision

| | Decision 1 | Decision 2 | Decision 3 | Decision 4 | Decision 5 |
|-----------|------------|------------|------------|------------|------------|
| January | | | | | |
| February | | | | | |
| March | | | | | |
| April | | | | | |
| May | | | | | |
| June | | | | | |
| July | | | | | |
| August | | | | | |
| September | | | | | |
| October | | | | | |
| November | | | | | |
| December | | | | | |

Source: DHIS2